

SKKT 280/22 E H4



SEMIPACK® 3

Thyristor Modules

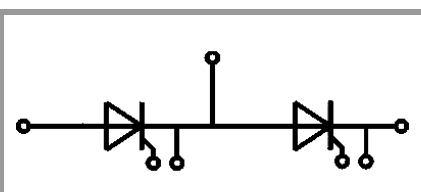
SKKT 280/22 E H4

Features

- Heat transfer through aluminium nitride ceramic isolated metal baseplate
- Precious metal pressure contacts for high reliability
- Thyristor with amplifying gate
- UL recognized, file no. E 63 532

Typical Applications*

- DC motor control (e. g. for machine tools)
- AC motor starters
- Temperature control (e. g. for ovens, chemical processes)
- Professional light dimming (studios, theaters)



SKKT

Absolute Maximum Ratings				
Symbol	Conditions		Values	Unit
Chip				
$I_{T(AV)}$	sinus 180°	$T_c = 85\text{ °C}$	252	A
		$T_c = 79\text{ °C}$	280	A
I_{TRMS}	continuous operation		440	A
I_{TSM}	10 ms	$T_j = 25\text{ °C}$	8500	A
		$T_j = 125\text{ °C}$	7500	A
i^2t	10 ms	$T_j = 25\text{ °C}$	361250	A ² s
		$T_j = 125\text{ °C}$	281250	A ² s
V_{RSM}			2300	V
V_{RRM}			2200	V
V_{DRM}			2200	V
$(di/dt)_{cr}$	$T_j = 125\text{ °C}$		250	A/μs
$(dv/dt)_{cr}$	$T_j = 125\text{ °C}$		1000	V/μs
T_j			-40 ... 125	°C
Module				
T_{stg}			-40 ... 125	°C
V_{isol}	a.c.; 50 Hz; r.m.s.	1 min	4000	V
		1 s	4800	V

Characteristics						
Symbol	Conditions		min.	typ.	max.	Unit
Chip						
V_T	$T_j = 25\text{ °C}$, $I_T = 750\text{ A}$				1.55	V
$V_{T(TO)}$	$T_j = 125\text{ °C}$				0.9	V
r_T	$T_j = 125\text{ °C}$				0.75	mΩ
$I_{DD}; I_{RD}$	$T_j = 125\text{ °C}$, $V_{DD} = V_{DRM}$; $V_{RD} = V_{RRM}$				90	mA
t_{gd}	$T_j = 25\text{ °C}$, $I_G = 1\text{ A}$, $di_G/dt = 1\text{ A/μs}$			1		μs
t_{gr}	$V_D = 0.67 \cdot V_{DRM}$			2		μs
t_q	$T_j = 125\text{ °C}$		50	150	150	μs
I_H	$T_j = 25\text{ °C}$			150	500	mA
I_L	$T_j = 25\text{ °C}$, $R_G = 33\text{ Ω}$			300	2000	mA
V_{GT}	$T_j = 25\text{ °C}$, d.c.		3			V
I_{GT}	$T_j = 25\text{ °C}$, d.c.		200			mA
V_{GD}	$T_j = 125\text{ °C}$, d.c.				0.25	V
I_{GD}	$T_j = 125\text{ °C}$, d.c.				10	mA
$R_{th(j-c)}$	continuous DC	per chip			0.11	K/W
		per module			0.055	K/W
$R_{th(j-c)}$	sin. 180°	per chip			0.116	K/W
		per module			0.058	K/W
$R_{th(j-c)}$	rec. 120°	per chip			0.13	K/W
		per module			0.065	K/W
Module						
$R_{th(c-s)}$	chip			0.04		K/W
	module			0.02		K/W
M_s	to heatsink M5		4.25		5.75	Nm
M_t	to terminals M8		7.65		10.34	Nm
a					5 * 9,81	m/s ²
w				600		g

SKKT 280/22 E H4

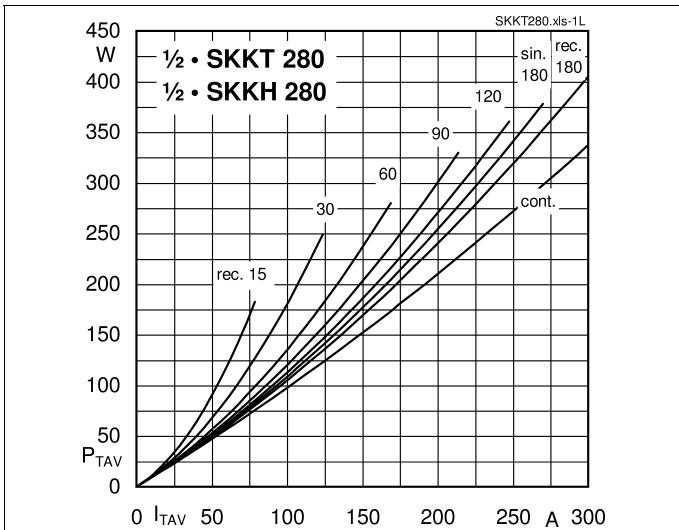


Fig. 1L: Power dissipation per thyristor vs. on-state current

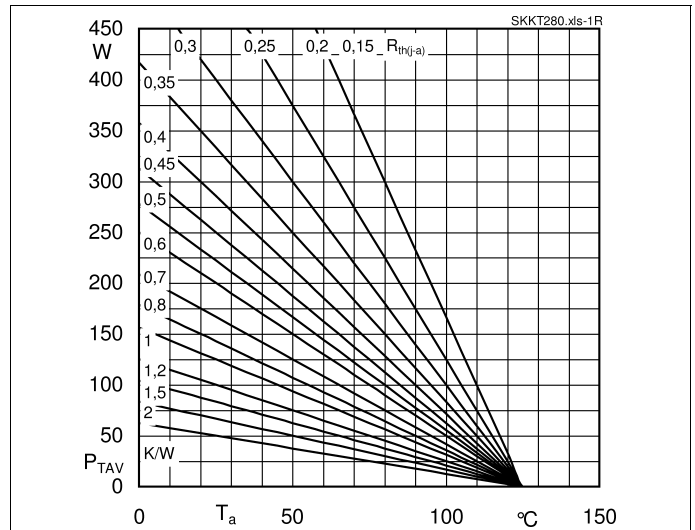


Fig. 1R: Power dissipation per thyristor vs. ambient temperature

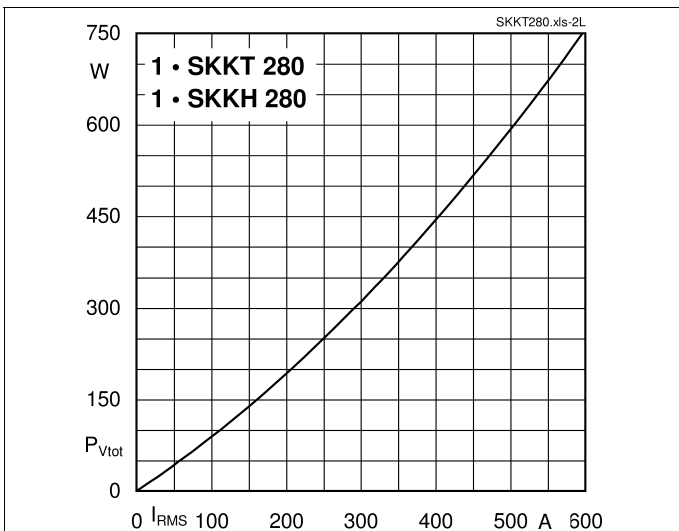


Fig. 2L: Power dissipation of one module vs. rms current

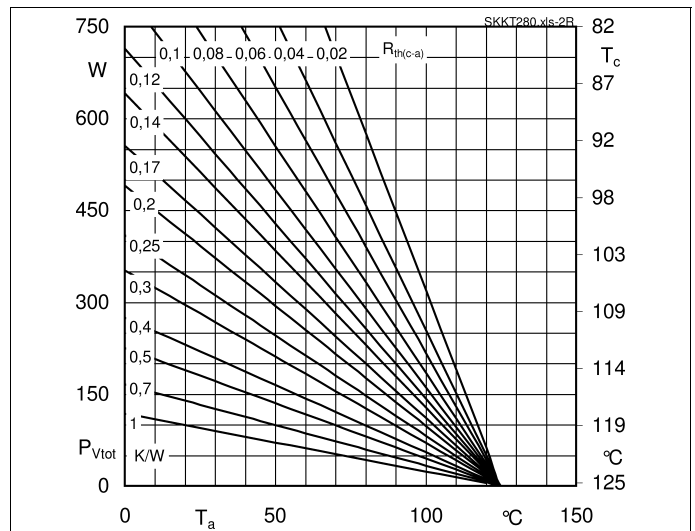


Fig. 2R: Max. power dissipation of one module vs. case temperature

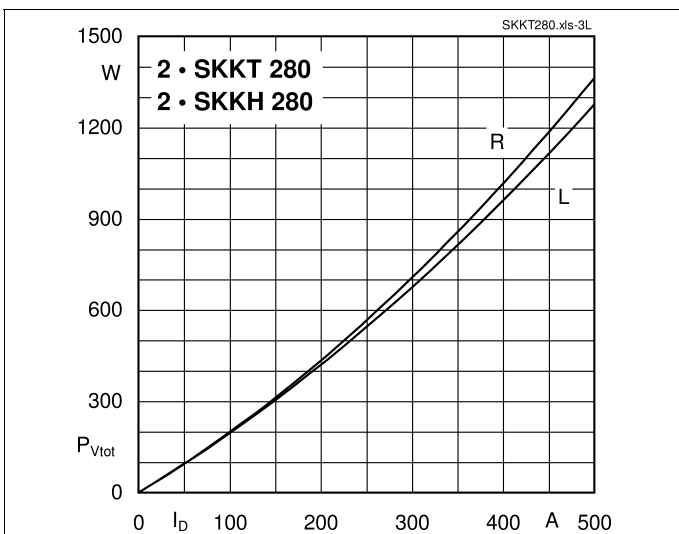


Fig. 3L: Power dissipation of two modules vs. direct current

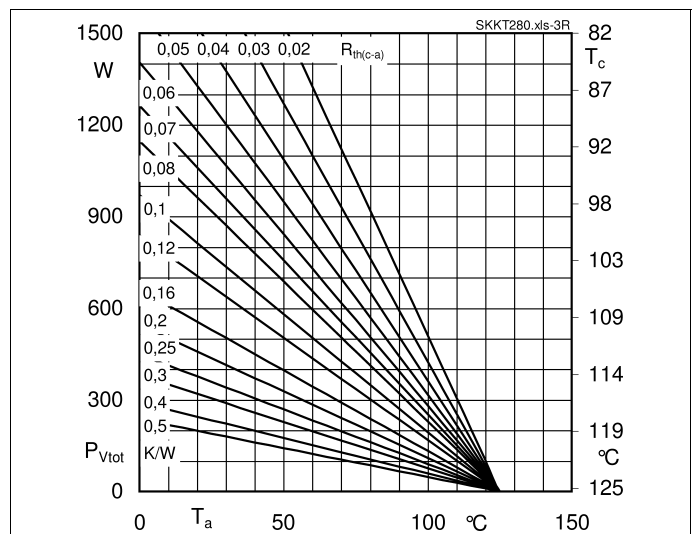


Fig. 3R: Power dissipation of two modules vs. case temperature

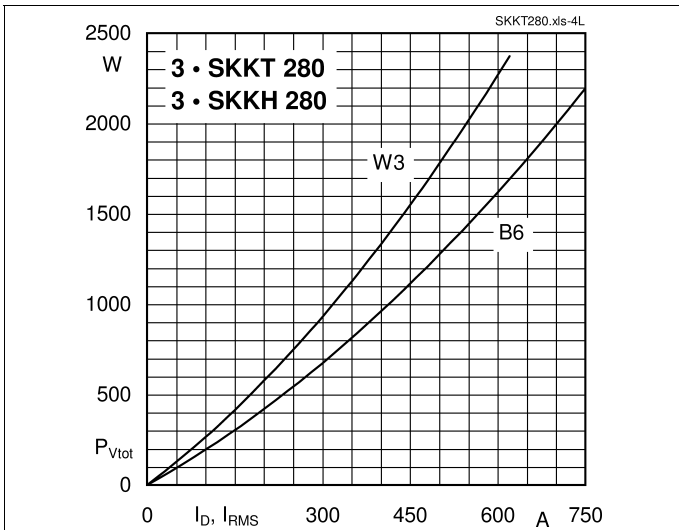


Fig. 4L: Power dissipation of three modules vs. direct and rms current

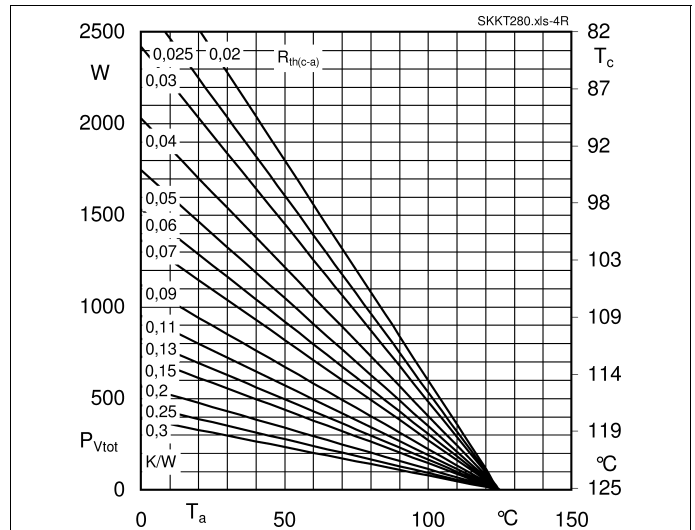


Fig. 4R: Power dissipation of three modules vs. case temperature

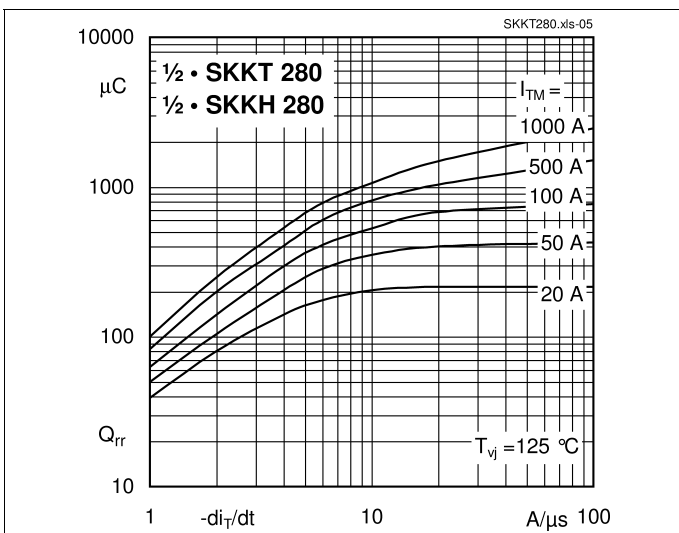


Fig. 5: Recovered charge vs. current decrease

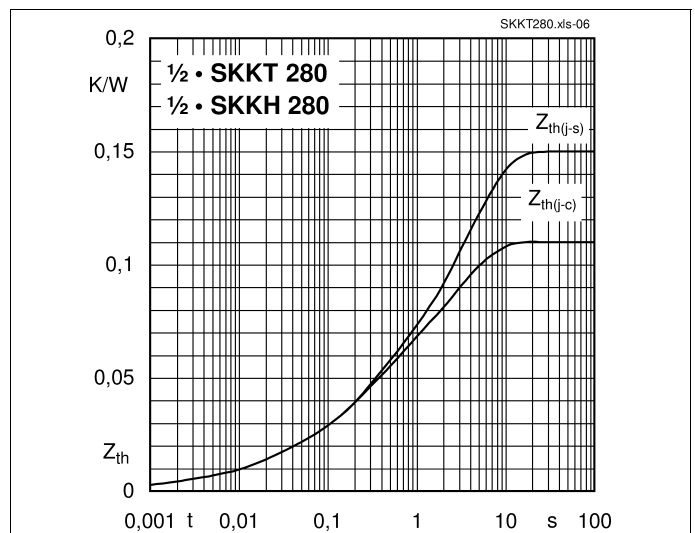


Fig. 6: Transient thermal impedance vs. time

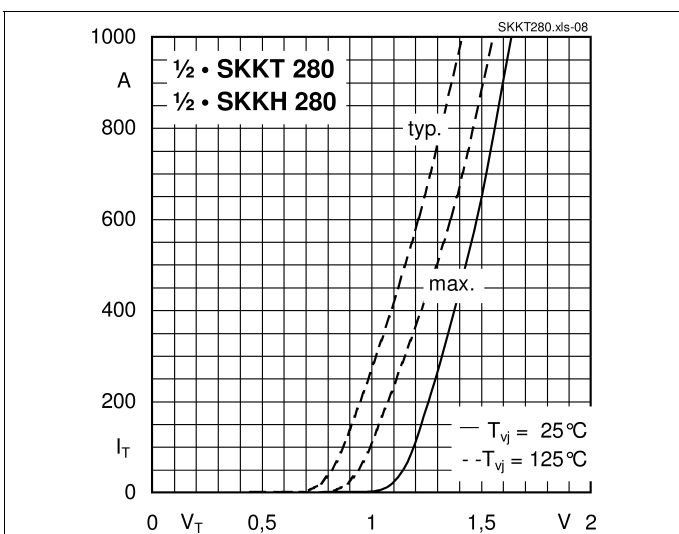


Fig. 7: On-state characteristics

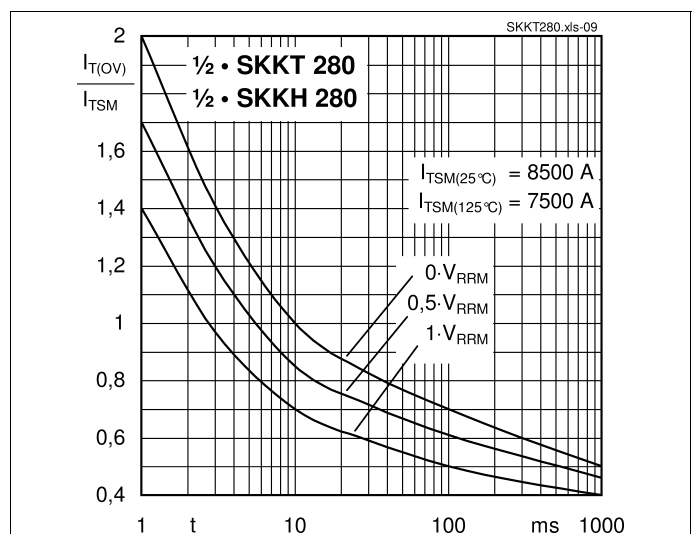


Fig. 8: Surge overload current vs. time

SKKT 280/22 E H4

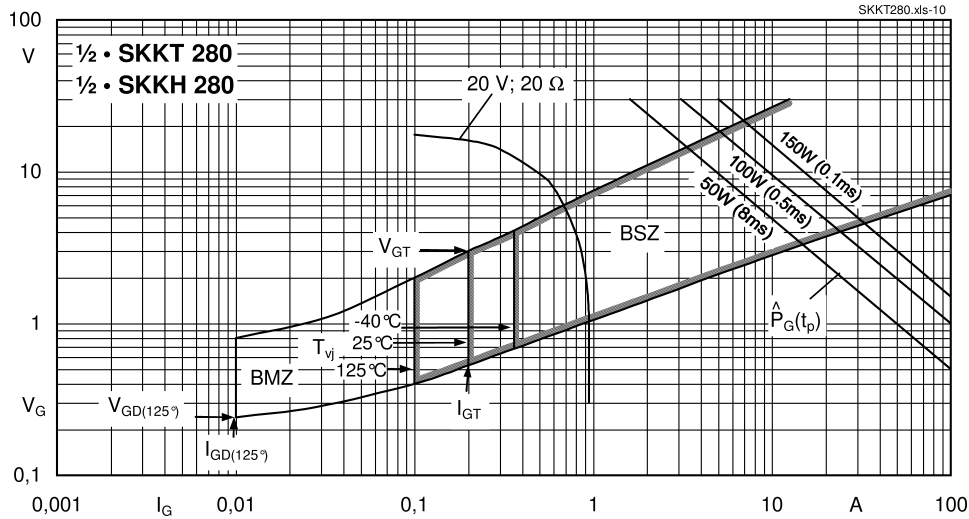
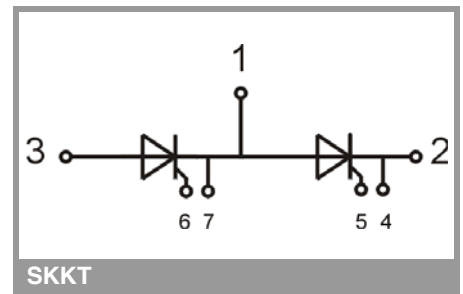
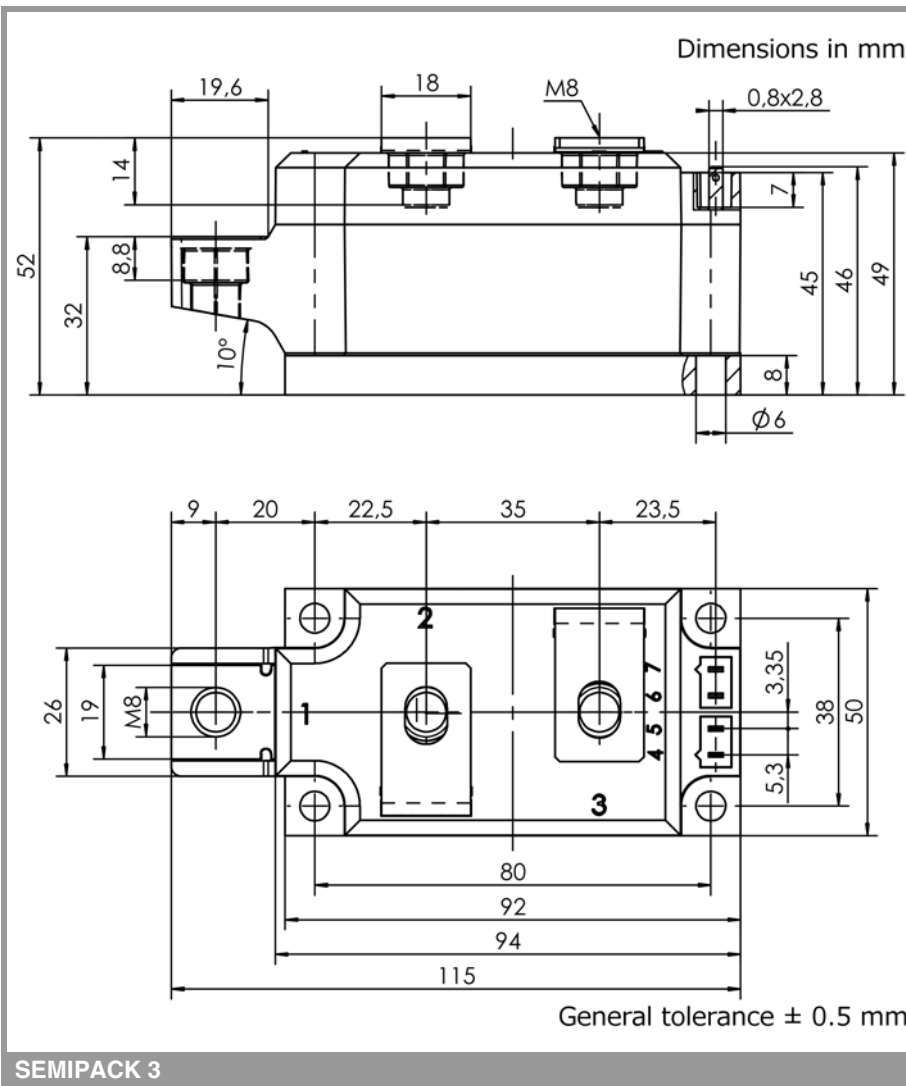


Fig. 9: Gate trigger characteristics



This is an electrostatic discharge sensitive device (ESDS), international standard IEC 60747-1, chapter IX.

*IMPORTANT INFORMATION AND WARNINGS

The specifications of SEMIKRON products may not be considered as guarantee or assurance of product characteristics ("Beschaffenheitsgarantie"). The specifications of SEMIKRON products describe only the usual characteristics of products to be expected in

typical applications, which may still vary depending on the specific application. Therefore, products must be tested for the respective application in advance. Application adjustments may be necessary. The user of SEMIKRON products is responsible for the safety of their applications embedding SEMIKRON products and must take adequate safety measures to prevent the applications from causing a physical injury, fire or other problem if any of SEMIKRON products become faulty. The user is responsible to make sure that the application design is compliant with all applicable laws, regulations, norms and standards. Except as otherwise explicitly approved by SEMIKRON in a written document signed by authorized representatives of SEMIKRON, SEMIKRON products may not be used in any applications where a failure of the product or any consequences of the use thereof can reasonably be expected to result in personal injury. No representation or warranty is given and no liability is assumed with respect to the accuracy, completeness and/or use of any information herein, including without limitation, warranties of non-infringement of intellectual property rights of any third party. SEMIKRON does not assume any liability arising out of the applications or use of any product; neither does it convey any license under its patent rights, copyrights, trade secrets or other intellectual property rights, nor the rights of others. SEMIKRON makes no representation or warranty of non-infringement or alleged non-infringement of intellectual property rights of any third party which may arise from applications. Due to technical requirements our products may contain dangerous substances. For information on the types in question please contact the nearest SEMIKRON sales office. This document supersedes and replaces all information previously supplied and may be superseded by updates. SEMIKRON reserves the right to make changes.